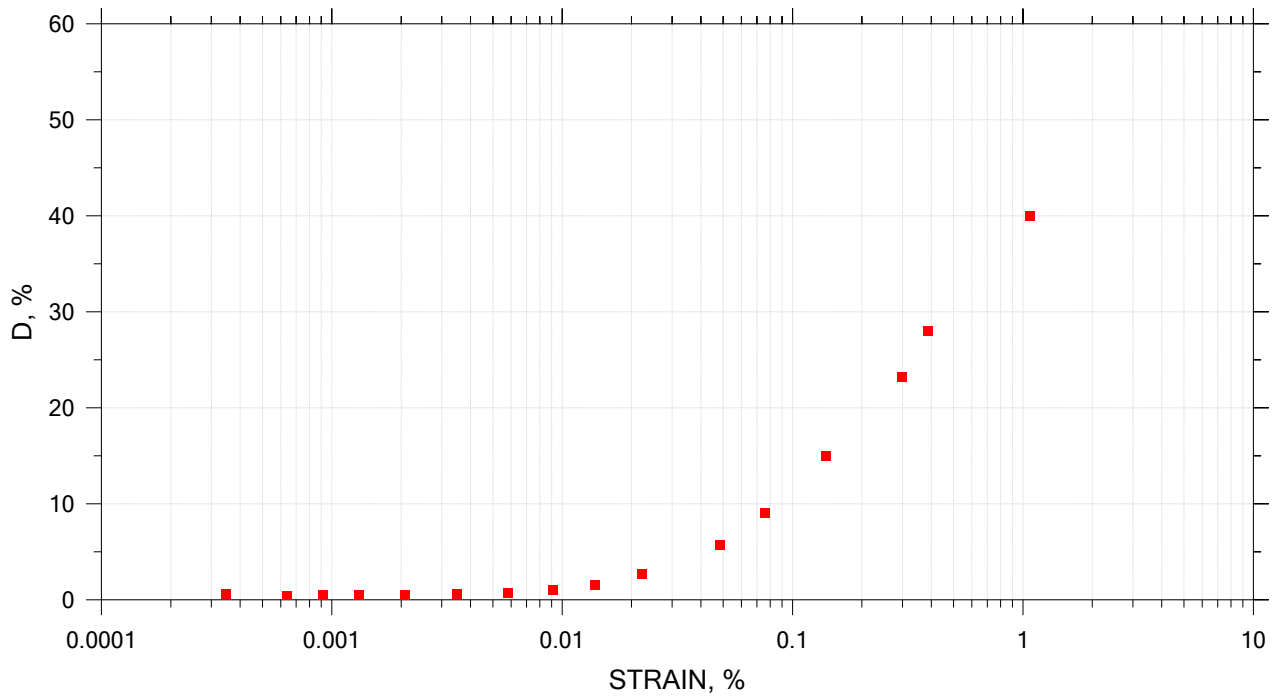
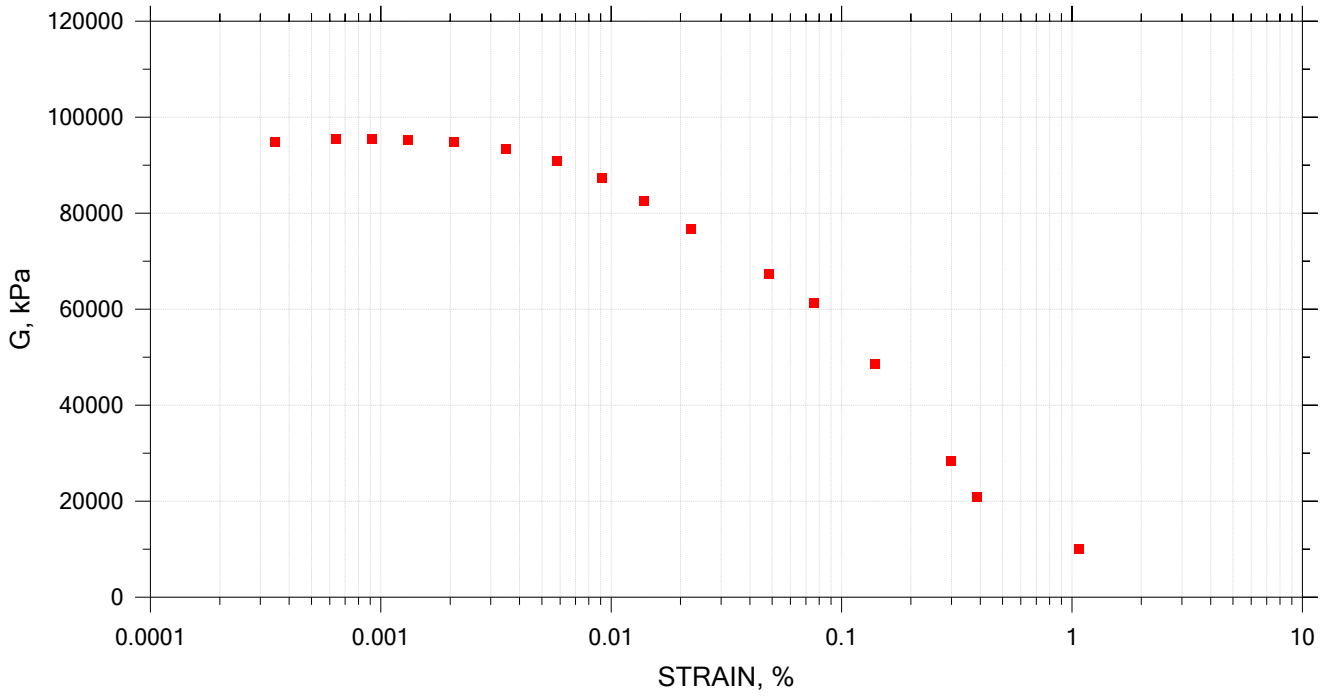



RC/TS TEST

RC Results

Step 1 of 1




	Project: RCTS-1	Location: Anywhere, USA	Project No.: RC123
	Boring No.: 3A	Tested By: fm	Checked By: kz/sg
	Sample No.: 3A-1	Test Date: 02/18/2018	Depth: 10 ft.
	Test No.: 1	Sample Type:	Elevation: --
	Description: Ottawa F-65 Fine Sand		
	Remarks:		

RC/TS TEST

RC Results

Step 1 of 1

Excitation %	Excitation Frequency Hz	Active Rotation deg	Estimated Active Torque N-m	Estimated Passive Rotation deg	Passive Torque N-m	Estimated Resonant Frequency Hz	Average Shear Strain %	Shear Modulus kPa	Damping Ratio	MFC
0.063889	143.41	0.0010996 168.76	0.00034773 -109.87	3.7945e-05 169.31	0.031745 169.39	143.56	0.00034760 168.74	94739.	0.60789	0.0031687
0.10141	143.88	0.0020156 158.84	0.00043973 -125.90	7.0038e-05 159.18	0.058584 159.27	144.03	0.00063706 158.83	95404.	0.40655	0.0058440
0.16070	143.99	0.0028943 159.41	0.00071382 -110.70	0.00010054 159.82	0.083700 159.92	143.97	0.00091478 159.40	95361.	0.47594	0.0083782
0.25496	143.94	0.0041370 160.59	0.00094703 -105.29	0.00014350 160.96	0.11914 161.05	143.92	0.0013076 160.57	95218.	0.44102	0.011962
0.40409	143.70	0.0065935 157.75	0.0017868 -106.46	0.00022786 158.21	0.18878 158.30	143.62	0.0020843 157.73	94857.	0.52319	0.019003
0.64058	142.76	0.011062 159.40	0.0034146 -94.124	0.00037633 159.93	0.30866 160.02	142.51	0.0034987 159.39	93350.	0.58342	0.031380
1.0148	141.17	0.018383 158.73	0.0074301 -87.444	0.00060936 159.43	0.49524 159.52	140.69	0.0058198 158.71	90908.	0.74784	0.050906
1.6088	138.61	0.028736 159.31	0.015872 -86.424	0.00091509 160.34	0.73316 160.41	138.00	0.0091098 159.27	87276.	1.0592	0.076934
2.5503	135.21	0.043613 161.01	0.032890 -86.006	0.0013157 162.54	1.0404 162.62	134.37	0.013854 160.96	82582.	1.5390	0.11103
4.0441	130.84	0.069702 166.02	0.082434 -85.979	0.0019597 168.75	1.5249 168.83	129.74	0.022216 165.94	76747.	2.6702	0.16706
6.4166	122.76	0.15018 -175.09	0.32449 -80.004	0.0037464 -169.11	2.9906 -169.01	122.18	0.048319 -175.25	67356.	5.7507	0.32316
10.173	118.19	0.23374 -170.33	0.72929 -74.098	0.0053931 -160.95	4.1445 -160.76	117.08	0.075831 -170.55	61326.	9.0100	0.46321
16.142	106.28	0.42233 -154.97	1.7705 -61.182	0.0080330 -139.51	6.2000 -139.44	105.24	0.13982 -155.27	48524.	14.984	0.68890
25.629	82.804	0.87271 -142.13	3.4266 -48.751	0.010433 -118.80	7.8093 -118.63	81.689	0.29809 -142.40	28303.	23.165	0.86563
40.668	70.388	1.1040 -109.67	3.9604 -21.696	0.010296 -82.050	9.2754 -81.961	71.084	0.38713 -109.92	20855.	27.943	0.84821
64.509	51.528	2.9631 -132.12	7.6670 -38.669	0.015345 -95.235	10.450 -97.551	50.342	1.0737 -132.29	10114.	40.013	1.0969

	Project: RCTS-1	Location: Anywhere, USA	Project No.: RC123
	Boring No.: 3A	Tested By: fm	Checked By: kz/sg
	Sample No.: 3A-1	Test Date: 02/18/2018	Depth: 10 ft.
	Test No.: 1	Sample Type:	Elevation: --
	Description: Ottawa F-65 Fine Sand		
	Remarks:		