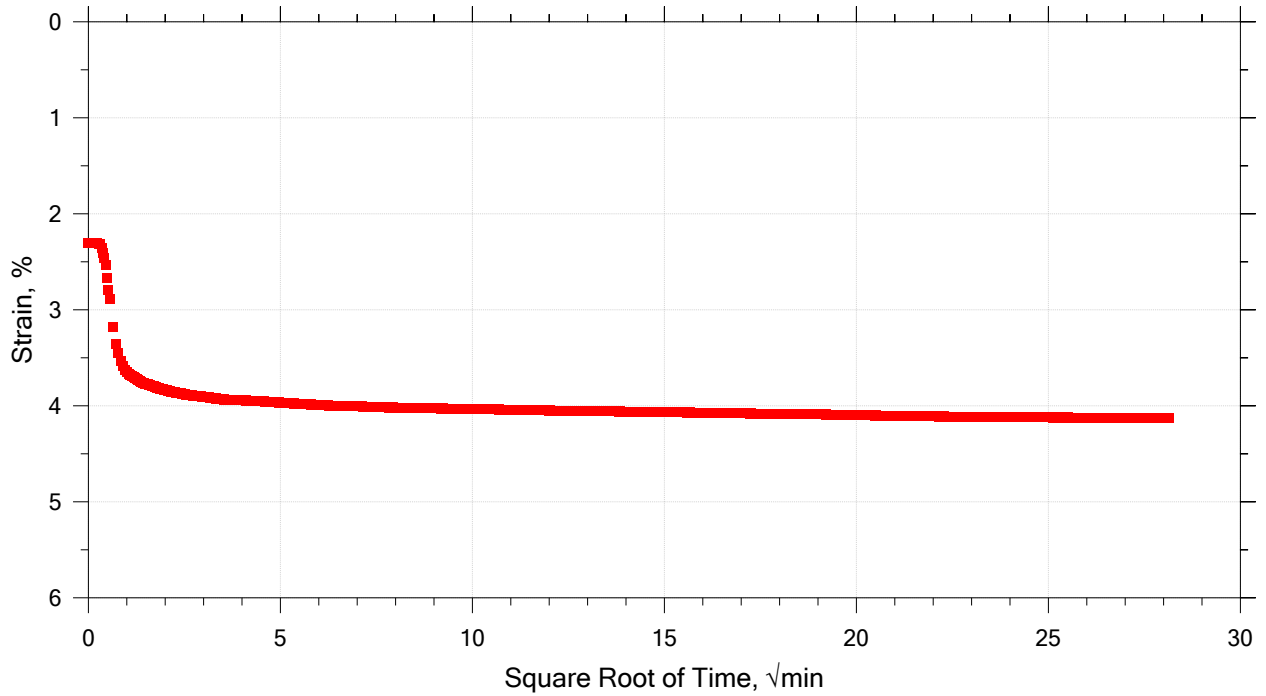
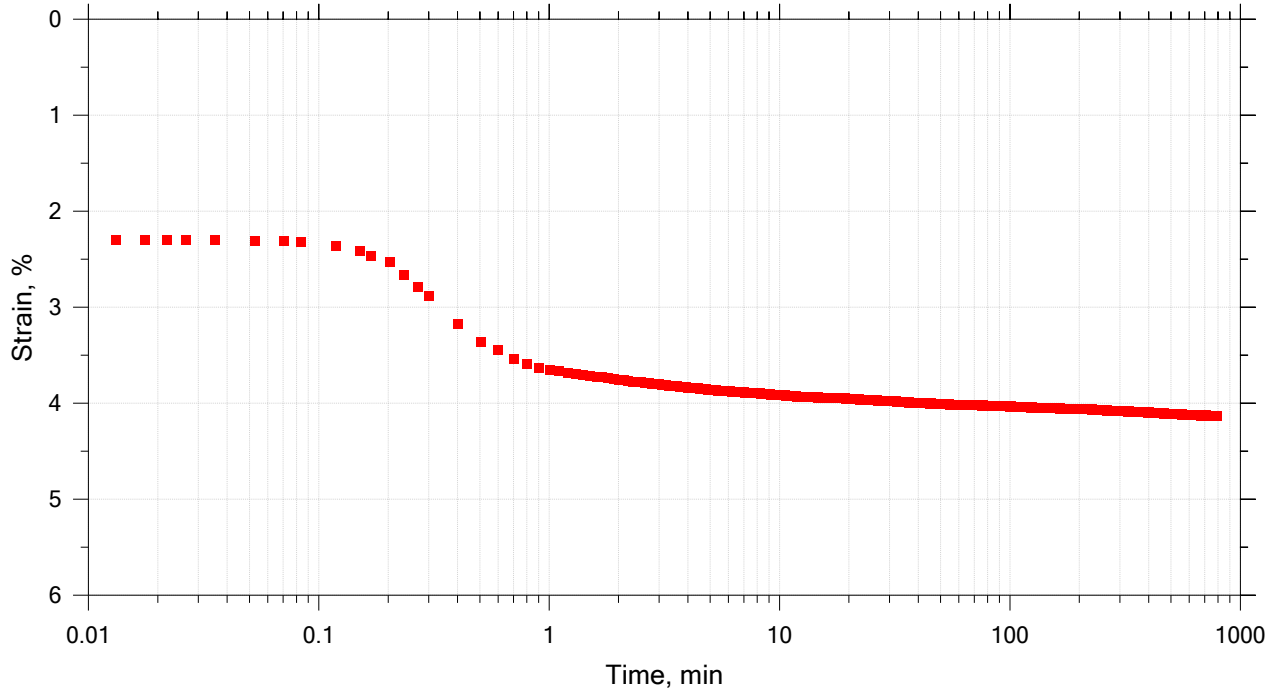



HYDRAULIC CELL CONSOLIDATION TEST

Consolidation Phase

Step 4 of 9

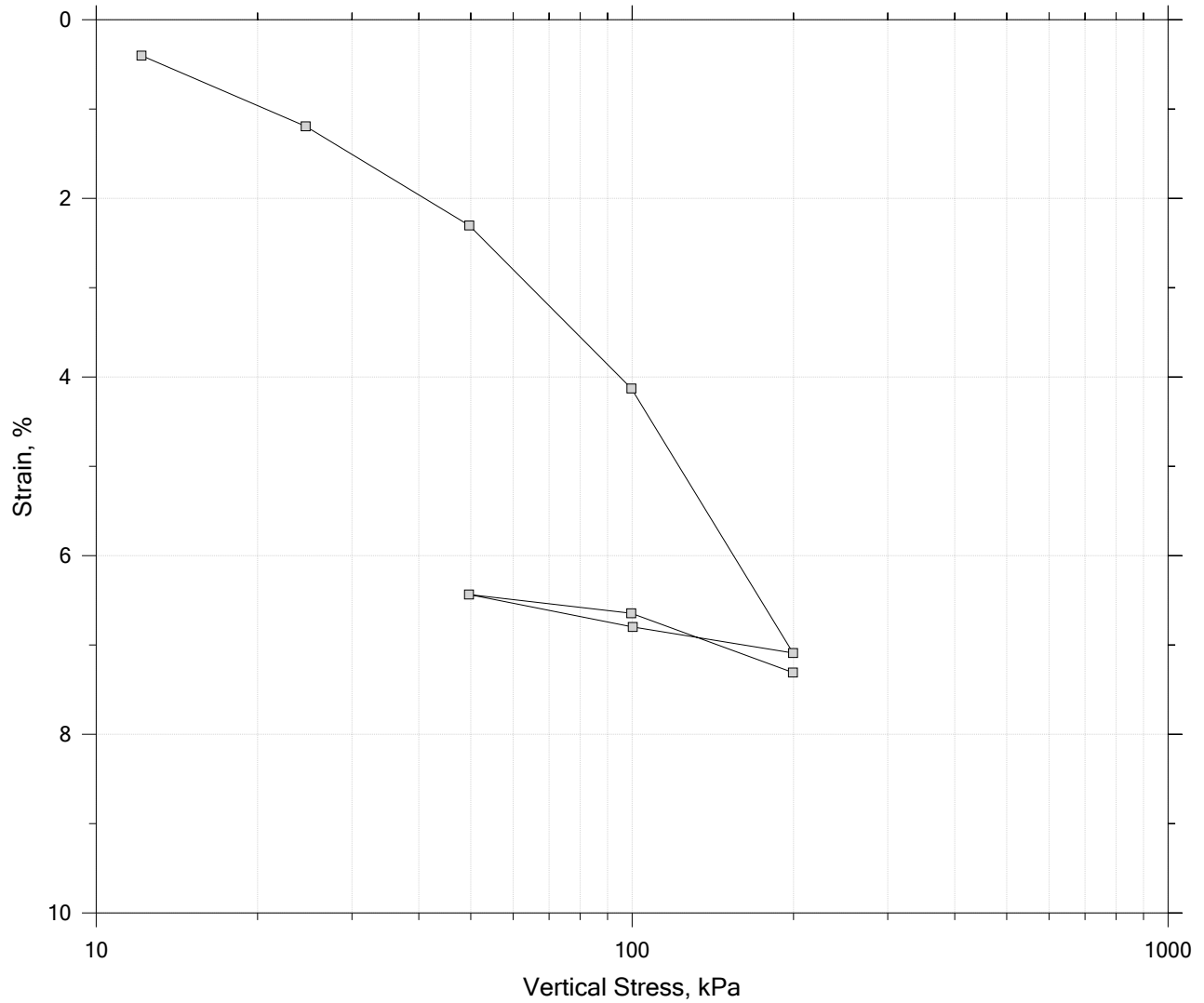
Stress: 100 kPa




	Project: RCON123	Location: Labtown, USA	Project No.: ABC123
	Boring No.: 3A	Tested By: ee	Checked By: hu
	Sample No.: 1	Test Date: 02/20/2018	Depth: 5 ft.
	Test No.: RC01	Sample Type:	Elevation: --
	Description: Rowe Consolidation		
	Remarks:		

HYDRAULIC CELL CONSOLIDATION TEST

Summary



		Before Test	After Test	
Current Vertical Effective Stress: 100 kPa		Water Content, %	19.10	14.96
Preconsolidation Stress: 70 kPa		Dry Unit Weight, N/m ³	13223	14265
Compression Ratio: 0.3		Saturation, %	53.52	49.41
Diameter: 151.3 mm	Height: 43.56 mm	Void Ratio	0.93	0.79
LL: ---	PL: ---	PI: ---	GS: 2.60	


	Project: RCON123	Location: Labtown, USA	Project No.: ABC123
	Boring No.: 3A	Tested By: ee	Checked By: hu
	Sample No.: 1	Test Date: 02/20/2018	Depth: 5 ft.
	Test No.: RC01	Sample Type:	Elevation: --
	Description: Rowe Consolidation		
	Remarks:		

HYDRAULIC CELL CONSOLIDATION TEST

Consolidation Phase

Step 4 of 9

Elapsed Time min	Sq.Rt. of Time min	Effective Stress kPa	Displacement mm	Strain %	Void Ratio
0.00000	0.00000	49.656	1.0029	2.3024	0.88379
0.0043500	0.065955	49.656	1.0029	2.3024	0.88379
0.0087667	0.093630	49.656	1.0029	2.3024	0.88379
0.013200	0.11489	49.656	1.0029	2.3024	0.88379
0.017617	0.13273	49.376	1.0029	2.3024	0.88379
0.022033	0.14844	49.376	1.0029	2.3024	0.88379
0.026450	0.16263	49.376	1.0029	2.3024	0.88379
0.035283	0.18784	50.797	1.0029	2.3024	0.88379
0.052967	0.23014	52.238	1.0046	2.3063	0.88371
0.070650	0.26580	53.398	1.0071	2.3120	0.88360
0.083917	0.28968	55.006	1.0096	2.3178	0.88349
0.11927	0.34535	61.421	1.0272	2.3581	0.88271
0.15022	0.38758	65.235	1.0498	2.4099	0.88171
0.16788	0.40974	68.432	1.0740	2.4656	0.88064
0.20325	0.45083	73.649	1.1033	2.5328	0.87934
0.23418	0.48392	79.369	1.1610	2.6653	0.87679
0.26955	0.51918	84.531	1.2162	2.7921	0.87434
0.30048	0.54816	87.483	1.2581	2.8881	0.87249
0.40215	0.63415	88.131	1.3844	3.1781	0.86690
0.50380	0.70979	95.602	1.4630	3.3586	0.86342
0.60105	0.77527	94.294	1.5023	3.4488	0.86168
0.70270	0.83827	97.842	1.5416	3.5391	0.85994
0.80435	0.89686	97.094	1.5625	3.5871	0.85901
0.90160	0.94953	97.300	1.5801	3.6274	0.85824
1.0033	1.0016	98.010	1.5901	3.6504	0.85779
1.1005	1.0490	97.411	1.5977	3.6677	0.85746
1.2022	1.0964	98.234	1.6044	3.6831	0.85716
1.3038	1.1418	97.262	1.6085	3.6927	0.85698
1.4011	1.1837	97.523	1.6127	3.7023	0.85679
1.5027	1.2259	97.504	1.6169	3.7119	0.85661
1.6044	1.2666	97.654	1.6219	3.7234	0.85639
1.7016	1.3045	99.000	1.6244	3.7292	0.85628
1.8033	1.3429	98.308	1.6294	3.7407	0.85605
1.9005	1.3786	98.420	1.6328	3.7484	0.85590
2.0022	1.4150	98.476	1.6370	3.7580	0.85572
2.1038	1.4505	98.532	1.6395	3.7637	0.85561
2.2011	1.4836	98.401	1.6428	3.7714	0.85546
2.3027	1.5175	98.383	1.6445	3.7753	0.85539
2.4044	1.5506	98.625	1.6453	3.7772	0.85535
2.5016	1.5817	98.756	1.6470	3.7810	0.85528
2.6033	1.6135	99.130	1.6495	3.7868	0.85516
2.7005	1.6433	98.737	1.6512	3.7906	0.85509
2.8022	1.6740	99.410	1.6529	3.7945	0.85502
2.9038	1.7041	99.279	1.6545	3.7983	0.85494
3.0011	1.7324	99.279	1.6571	3.8041	0.85483
3.1027	1.7615	98.793	1.6587	3.8079	0.85476
3.2044	1.7901	98.737	1.6612	3.8137	0.85465
3.3016	1.8170	98.681	1.6629	3.8175	0.85457
3.4033	1.8448	99.186	1.6637	3.8194	0.85453
3.5005	1.8710	99.503	1.6654	3.8233	0.85446

	Project: RCON123	Location: Labtown, USA	Project No.: ABC123
	Boring No.: 3A	Tested By: ee	Checked By: hu
	Sample No.: 1	Test Date: 02/20/2018	Depth: 5 ft.
	Test No.: RC01	Sample Type:	Elevation: --
	Description: Rowe Consolidation		
	Remarks:		